



Provided By:
Medical Dynamics
TECHNOLOGY OF THE FUTURE, TODAY™
866-624-3952
www.thinkMDI.net

AcuCare™ HFNC
High flow nasal cannula



Speed, stability and success in HFOT

The AcuCare HFNC is fast and intuitive to fit, and is engineered to stay in place once fitted, providing speed and stability for built-in success in high flow oxygen therapy (HFOT).

Fits in seconds

Utilizing ResMed's innovative premium patient interface technologies, the AcuCare HFNC is built to allow clinicians to apply it to the patient in seconds. The dual-strap, stretch fabric headgear lets you move the straps apart to loosen, and bring them together to tighten. It's just that simple.

Engineered to stay in place

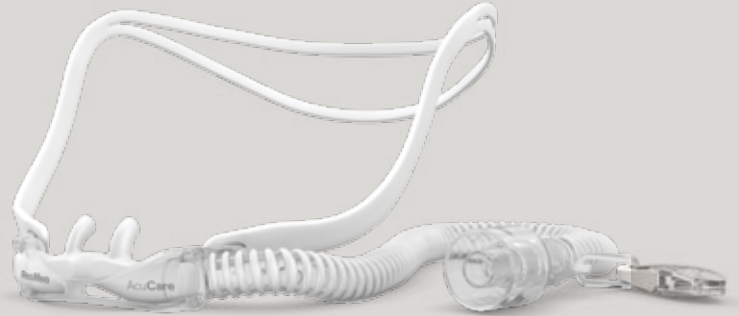
The innovative headgear-to-frame combination of the AcuCare HFNC is designed to stay in place once applied. It allows you to quickly stabilize your patient, so you can spend more time on care where it's needed most. Simply apply it and trust it.

Built-in success

When you select a ResMed mask, you're choosing technology that's built on more than 25 years of experience in noninvasive solutions. So you can be confident in the quality of therapy you're providing to your patients.

Key features

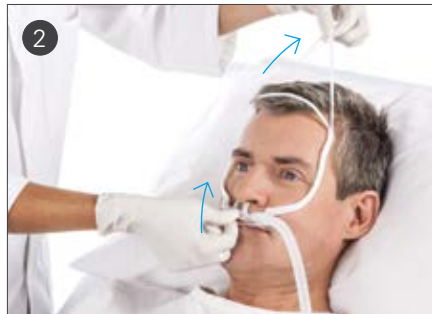
- The innovative dual-strap headgear sits snugly at the crown of the head.
- The frame stabilizes the cannula on the face, and suits a wide range of individual facial profiles.
- From this stable platform, the prongs provide a contoured fit in the nares, ensuring patient comfort even at high flow rates.



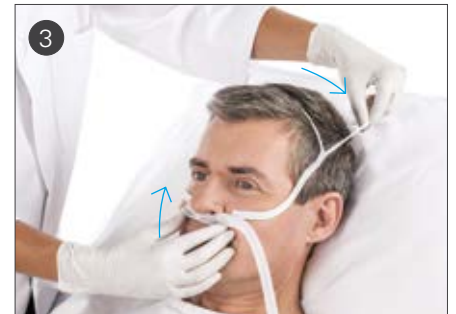
Sizing and fitting guide for the AcuCare HFNC



- Use the sizing template on the packaging to determine the correct cannula size for your patient.
- Inspect the nasal cannula before use, and replace it if any parts are damaged.



- Hold the prongs away from the nose.
- Hold the bottom strap and position it at the back of the head.



- Position the top strap on the top of the head.
- Check that the prongs are in the nares, but not sealing them.
- Move the straps apart to loosen, and bring them together to tighten.



- Fix the clip on the end of the short tube to your patient's garment.



- Connect the cannula to the heated humidification system tubing.

Product codes

AcuCare HFNC: Small (20 pk)	23003
AcuCare HFNC: Medium (20 pk)	23004
AcuCare HFNC: Large (20 pk)	23005

ResMed.com/AcuCare